

Dear Parent/Guardian,

My name is Mrs. Dykstra, and I will be your child's Honors Geometry teacher this year. To start the year off in a positive direction, I have put together a packet of information that will help your child to succeed in my class.

Included in the packet are the following pages:

- Letter of Introduction
- How Can I Be Successful in This Class?
- Account Info
- Program of Studies Info
- Email Contact Letter - **please detach, sign and return**
- Classroom Discipline Plan - **please detach, sign and return**
- Classroom Homework Policy - **please detach, sign and return**
- PBIS Classroom Expectations
- Academic Integrity – Math
- School Policies for Classroom Success
- Directions for Completing Homework
- Supply List

The information in this packet helps to explain many of my expectations for your child in this class. My goal is to help each student develop a positive self-image and sense of self-worth. I will set high expectations for them in the area of academics and behavior, and I will hold them responsible for meeting these expectations.

As a parent, I need you to support my academic and discipline efforts here at school. In return, I will keep you informed about your child's experiences at school. Every few weeks I will send an email briefly outlining the upcoming weeks. If you have anything you would like to discuss with me, please email me at jdijkstra@efsd.net. I will get back to you as soon as possible.

PLEASE SIGN AND RETURN THE FOLLOWING ASAP:

- **Email Contact Letter**
- **Classroom Discipline Plan**
- **Classroom Homework Policy**

With school and home working together, I know that each and every student can have his or her most successful year yet. I'm looking forward to meeting you personally at Open House on August 31st, and Parent/Teacher Conference Day on November 8th.

Sincerely,

Mrs. Dykstra

HONORS GEOMETRY – *How can I be successful in this class?*

➤ Engage yourself in class!

- Eliminate all distractions...leave cell phones/iPads/snacks/drinks in your backpack.
- Ipads should only be used when directed by the teacher.









➤ Ask questions!

➤ **COMPLETE YOUR HOMEWORK EVERY DAY!!!**

➤ Study your notes for 5 minutes every day.

➤ **STUDY FOR YOUR MATH TEST**

- ✓ Read the worked out solutions in the *textbook*.
- ✓ Read the worked out solutions in the *notes packet*.
- ✓ Read the *study guides*.
- ✓ Use the interactive tools that come with the online textbook:

-  Personal Tutor
-  Vocabulary
-  Tools
-  Watch
-  Worksheets
-  More
-  Self-Check Practice
-  Sketchpad

➤ **BE PROACTIVE!**

- ❖ If you are absent, get your assignments from Canvas and complete them before you come back to school. *This will keep you from falling behind.*
- ❖ If you are going on a Field Trip or School Activity, ask for assignments before you go, and have them completed before you come back. *This will keep you from falling behind.*
- ❖ Ask for help. **Tutoring is available Mondays, Tuesdays, or Thursdays, after school from 2:20 to 2:50, as long as I don't have another meeting scheduled. All you have to do is ask me ahead of time!**

ACCOUNT INFO - HON GEO (calc # _____)




❖ POWERSCHOOL

- Use the app or go to <https://efsd.powerschool.com/cpublic/>
- Your username and password are automatically generated.
- DISTRICT CODE: DHHW

▪ Username: _____

▪ Password: _____




❖ CANVAS

- Use the app or go to <https://efsd.instructure.com/login/saml>
- Find my school: Elizabeth Forward SD
- Select Login: This will take you directly to Power School with the Canvas App
- Sign in as Student using your Power School username & password

❖ ONLINE TEXTBOOK

- Access through Canvas



❖ IXL

- Use the app or go to <https://www.ixl.com/signin/efsd>
- Your username and password are automatically generated.

▪ Username: _____

▪ Password: _____



❖ YOUR GMAIL ACCOUNT

- Username: firstname.lastname@go-efsd.net
- Password: First three letters of last name followed by student #

▪ Username: _____

▪ Password: _____



HONORS GEOMETRY

❖ Course Description

COURSE TITLE	<i>Honors Geometry</i>	CREDIT VALUE	<i>1.00 Credit</i>
PREREQUISITE	Successful completion of Honors Algebra 2 with a final grade of 80% or better, or successful completion of Academic Algebra 2 with a final grade of 90% or better.	OPEN TO GRADE(S)	10, 11
DESCRIPTION	This course is offered to the student who wants to continue in the study of advanced mathematics. Postulates, theorems, definitions, and proofs are a vital part of this course which includes the language and logic of geometry, parallelism and quadrilaterals, congruent triangles and similar polygons, inequalities in triangles, right triangles, circles, area of polygons and circles, areas and volumes of solids and coordinate geometry. Note: A TI-84+ graphing calculator is highly recommended.		

Honors

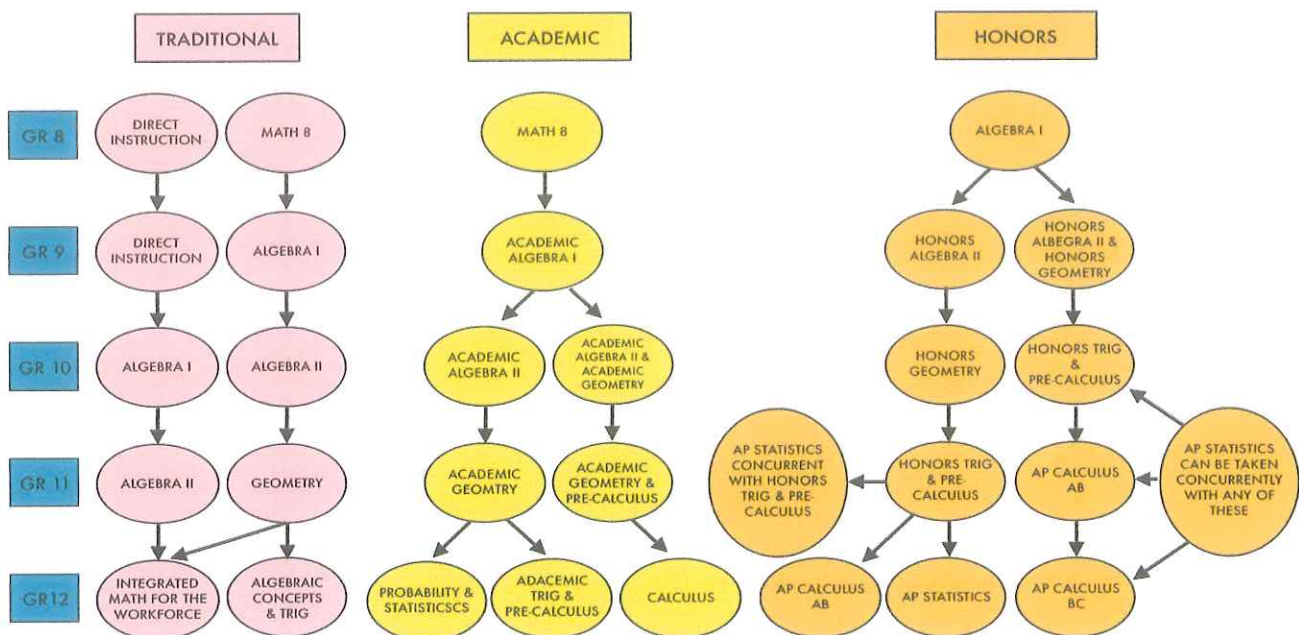
Honors courses are rigorous courses that demand a high level of analytical reading ability and often lead to Advanced Placement studies. Students are required to spend a significant amount of time outside of class on course work and may have summer assignments. Pre AP and Honors courses are weighted (4.5) compared to a regular course (4.0).

❖ Math Progression Chart

Philosophy:

The Mathematics Department implements a rigorous college and career prep curriculum for all students. This will require **all students to complete four (4) years of math**. The instruction at the high school incorporates multiple representations in various forms including concrete/pictorial, verbal/written, numerical/tabular, graphical and symbolic/algebraic expressions. **Multiple measures of student achievement may be considered to assist the staff with placing students into the appropriate course.*

9th and 10th Grade Math Flow Chart



HONORS GEOMETRY – EMAIL CONTACT LETTER

8.25.22

Dear Parent/Guardian,

My name is Mrs. Dykstra, and I am your student's Honors Geometry teacher this year.

In order to help your student prepare for success, I will send an email every few weeks briefly outlining the upcoming class schedule. This will provide you and your child with an outline of the information that we will be covering for the upcoming weeks.

Please sign and return the lower portion of this letter and include your email address in the space provided below.

Thank you for your time and support. I look forward to helping your child reach their highest potential in this class.

Sincerely,

Mrs. Dykstra

Mrs. Dykstra
Honors Geometry Teacher
jdykstra@efsd.net



Mrs. Dykstra – Honors Geometry

Student's Name *(Please Print)*: _____

Parent's Name *(Please Print)*: _____

Parent's Signature: _____

Parent's Email Address: _____

(Please Print Clearly!!!)

CLASSROOM DISCIPLINE PLAN

Dear Parent/Guardian,

Welcome back to school! I am excited to have your child in my class this year. We can look forward to many challenging yet rewarding experiences as the year progresses.

I strongly believe that lifelong success depends on self-discipline. Therefore, I have developed a Classroom Discipline Plan that gives every student the ability to manage his or her own behavior. Your child deserves a positive atmosphere, which is conducive for academic growth. Thus, this plan will be in effect at all times.

CLASSROOM RULES:

1. Follow directions.
2. Be in your seat, ready to work, when the bell rings. **3 tardies = after school detention.**
3. Bring all materials to class daily: pencil/pen, paper, notebook, calculator, and ipad.
ipad charged. Cell phones off.
4. No obscene language or gestures--keep hands, feet, and objects to yourself.
5. Do not leave the room without permission.

To encourage students to follow these classroom rules, I will reinforce appropriate behavior with **POSITIVE REWARDS** such as: verbal praise, homework by-passes and clock buster tickets.

IF A STUDENT CHOOSES TO BREAK A RULE:

<u>1st time:</u>	Warning
<u>2nd time:</u>	30 seconds after class
<u>3rd time:</u>	1 minute after class
<u>4th time:</u>	Detention or Call to parent
<u>Severe Disruption:</u>	Immediate removal to principal (i.e., fighting, vandalism, disobedience of teacher)

My students have been made aware of the Classroom Discipline Plan, but I would appreciate it if you would review the plan with your child, then sign and return the form below. Please feel free to contact me with any questions at jdijkstra@efsd.net. I will get back to you as soon as possible.

Mrs. Dijkstra

8.25.22

Teacher's Signature

Date

I HAVE READ YOUR CLASSROOM DISCIPLINE PLAN AND DISCUSSED IT WITH MY CHILD.

Student Name (Please Print): _____

Student Signature: _____

Parent/Guardian Signature: _____

CLASSROOM HOMEWORK POLICY



Dear Parent/Guardian,

I have written this letter to answer any questions you may have regarding homework assigned in my classroom. Please read this letter, discuss it with your child and return the bottom portion to school with your signature.

Why do I assign homework? I believe homework is important because it is a valuable tool in helping students make the most of their experience in school. Homework helps reinforce what has been learned in class, prepares students for upcoming lessons and helps students develop self-discipline, responsibility and organizational skills.

When will homework be assigned? Homework will be assigned everyday!!!! Assignments should take no more than thirty minutes to complete each night (some in-class time may be given), not including studying for tests. A graphing calculator may be used and will be helpful.

How do I grade? Your nine-week grade will be determined by the total points accumulated on the following work:

1. DAILY HOMEWORK - checked randomly (2 points if complete, 1 if partially done, and 0 if not done at all)
2. HOMEWORK QUIZZES - given twice per nine weeks to check for accuracy of homework (10 points each)
3. TESTS - given every two-three sections and worth 70-100 points. (there will be no makeup of low test scores)
4. TAKE HOME TESTS - given at the end of every unit (20-40 points)
5. NOTEBOOK (3-ring binder with 7 dividers) - checked once per nine weeks (20 points)
6. SAT PREP – constructed response questions based on PA standards (4 points each)
7. IXL – (4 points per section)
8. PROJECTS – given at the end of each unit (10-25 points)

What are your child's homework responsibilities?

1. I expect students to do their best job on each homework assignment.
2. I expect homework to be neat, not sloppy.
3. All students are responsible for making up homework missed due to absence. The student is given the same number of days absent to makeup the missed work. According to the school policy, an UNEXCUSED ABSENCE results in a 0 for ANY work completed that day.

4. I expect all homework to be completely finished by the start of class the next day.
5. Copying or cheating of any kind on tests, take home tests, notebooks, or homework will not be tolerated! It will result in an automatic grade of zero for all parties involved!

What are a parent's homework responsibilities? Parents are the key to making homework a positive experience for their children. Therefore, I ask that you make homework a top priority at home, provide necessary supplies and a quiet environment, set aside a time everyday when homework should be done, provide praise and support, and contact me if you notice a problem.

I am looking forward to enjoying an exciting, productive year at school. Please do not hesitate to e-mail me at jdijkstra@efsd.net if you have any questions regarding this homework policy or any other matter. I will get back to you as soon as possible.

Thanks for your support,

Mrs. Dijkstra

I HAVE READ AND DISCUSSED THIS HOMEWORK POLICY WITH MY CHILD.

Student Name (Please Print): _____

Student Signature: _____

Parent Signature: _____

Elizabeth Forward High School

BRAVE Warriors



Classroom Expectations

- **B** E SAFE
 - ✓ Listen to staff
 - ✓ Maintain personal space
- **R** ESPECT OTHERS
 - ✓ Be on time
 - ✓ Be polite
 - ✓ Use appropriate language and tone
- **A** CCOUNTABLE
 - ✓ Be prepared
 - ✓ Be honest
 - ✓ Do your own work
 - ✓ Use electronic devices only when permitted
- **V** ICTORIOUS
 - ✓ Do your best work
 - ✓ Celebrate academic success
- **E** NTHUSIASTIC
 - ✓ Have a positive attitude
 - ✓ Take ownership of learning



ACADEMIC INTEGRITY

MATHEMATICS



- **Do your own work**
- **Take pride in your work**
- **Show your work**
- **Ask for help if you are confused**
- **Help your peers understand their work**
- **Do not copy or take pictures of someone's work**
- **Do not discuss test questions or answers**
- **Do not just give answers or air drop**
- **Do not give up**
- **Do not give your completed work to someone**



"The beautiful thing about learning is that no one can take it away from you." – B.B. King



SCHOOL POLICIES FOR CLASSROOM SUCCESS

ELECTRONIC DEVICES

Elizabeth Forward High School staff and administration realize that the increase in student use of personal electronic devices has positive and negative consequences for the educational environment. For the purpose of clarity, Personal Electronic Devices (known as PED's in this document) include, but are not necessarily limited to: cell phones, smart phones, laptops, Kindles, iPads, iPods, MP3 players, or hand-held gaming devices. Students who possess a PED are solely responsible for its care and the district is not liable for the theft, loss, or damage of such property. The following guidelines apply to the use of PED's:

1. From 7:10 a.m. to 2:20 p.m., PED's are permitted to be used during transitional times in the halls, common areas, cafeteria, Media Center, and study halls, AND AT TEACHER DISCRETION FOR INSTRUCTIONAL PURPOSES IN THE CLASSROOMS. This privilege may be restricted or revoked at any time pursuant to a disciplinary violation, and as directed by a staff member or building administration.
2. Bullying, inappropriate or harassing text messages, unauthorized videotaping or photographing, accessing or sharing inappropriate or profane websites/material, and cheating are not permitted and will be dealt with under the code of conduct. Violations of this rule will result in disciplinary action, and possible law enforcement involvement.

ACADEMIC INTEGRITY

Academic integrity in schoolwork is an essential component to student achievement across the curriculum. It is the responsibility of each student to submit class work, assignments, and/or projects that represent his/her own work. Cheating could include copying, providing or receiving answers, or theft of any of the following: papers, tests, homework, etc. Plagiarism is presenting the ideas or statements of another without crediting the original source. Even unintentional plagiarism is theft. A plagiarized source includes but is not limited to: books, music, Internet sources, electronic media, spoken works, or other student work. Failure to comply with these Cheating/Plagiarism guidelines will result in the following disciplinary action(s):

- **First Offense:**
 - (a) Teacher/parent contact
 - (b) 0% grade for the assignment with no opportunity afforded for make-up
 - (c) Teacher detention assigned for the incident
 - **Second Offense:**
 - (a) Student/parent meeting with teacher and/or administration
 - (b) 0% grade for the assignment with no opportunity afforded for make-up
 - (c) One (1) day of In-School Suspension for the accumulated second offense
 - **Third Offense:**
 - (a) Student/parent meeting with administration
 - (b) 0% grade for the assignment with no opportunity afforded for make-up
 - (c) One (1) day of Out-of-School Suspension for the accumulated third offense
- Continued offenses will be dealt with on an individual basis.

Directions for Completing HW

Mrs. Dykstra

EVERY HOMEWORK ASSIGNMENT SHOULD INCLUDE THE FOLLOWING:

- 1) Use a clean sheet of lined paper for each assignment.
- 2) Heading: Name, HW#, Page/Assignment
- 3) Copy the algebra problem:
 - Work down.
 - Show all work.
 - Below your work, circle your answer.
 - Skip 1 space between problems.
- 4) *****NO WORK = NO CREDIT***!** Never write "I don't know" or "?". *It's ok if it is wrong, but not ok if you give up***!*
- 5) Label any word problems. No Naked Numbers!
- 6) Mixed numbers/decimals should be written as an improper fraction, unless the directions ask for the decimal. We are preparing for Pre-Calc/Calc.

CORRECT

Joe Smith
HW #1, p.8 (1-3)

$$\begin{aligned} 1) \quad 17 - 6x &= 25 - 3x \\ 17 &= 25 + 3x \\ -8 &= 3x \end{aligned}$$

$$-\frac{8}{3} = x$$

$$\begin{aligned} 2) \quad y^3 - 4y^2 + 10 \text{ when } y &= -3 \\ (-3)^3 - 4(-3)^2 + 10 & \\ -27 - 4(9) + 10 & \\ -27 - 36 + 10 & \\ -63 + 10 & \end{aligned}$$

$$-53$$

$$3) \quad \frac{9}{8} = \frac{x}{6}$$

$$8x = 54$$

$$x = \frac{54}{8}$$

$$x = \frac{27}{4}$$

INCORRECT

Joe

$$\begin{aligned} 1) \quad 17 - 6x &= 25 - 3x \quad 17 = 25 + 3x \quad -8 = 3x \\ & \quad \quad \quad -2.6666 = \underline{x \text{ or }} \\ & \quad \quad \quad -2\frac{2}{3} = x \end{aligned}$$

$$\begin{aligned} 2) \quad y^3 - 4y^2 + 10 \text{ when } y &= -3 \\ -3^3 - 4 - 3^2 + 10 & \quad -27 - 4 - 9 + 10 \\ -40 + 10 & \quad -30 \end{aligned}$$

$$3) \quad \frac{9}{8} = \frac{x}{6} \quad \frac{54}{8x} \quad 6.75 = x$$

Mistakes Made:

- 1) mixed number/decimal answer is an estimate, not an exact answer like an improper fraction
- 2) didn't follow order of operations because correct math symbols were not used for substitution
- 3) cross multiplying incorrect $\frac{54}{8x}$ reduces to $\frac{27}{4x}$ it is not an equation to solve for x, decimal answer instead of improper fraction
- 4) incorrect heading
- 5) worked across
- 6) didn't circle answers
- 7) no space between problems

HONORS GEOMETRY - SUPPLY LIST


REQUIRED SUPPLIES

- **3-ring binder**
 - 2-3 inches wide
 - slant D rings



- **7 PLASTIC dividers with PLASTIC tabs** - labeled and in the following order

- Grade Sheet
- Bell Ringer
- Notes
- HW
- In-Class
- SAT
- Study Guide



- **Loose leaf paper (DO NOT use a spiral notebook)**

- Reinforced edges and store in the following sections
 - HW
 - In-class



RECOMMENDED SUPPLIES

- **Graphing Calculator -**
 - **TI-84 Plus CE Graphing Calculator.**
 - You choose the color!
 - You can use it for all of your math and science classes throughout high school, as well as on the SAT/ACT exams.
 - ***You cannot use the Ipad or phone on the SAT!***

